

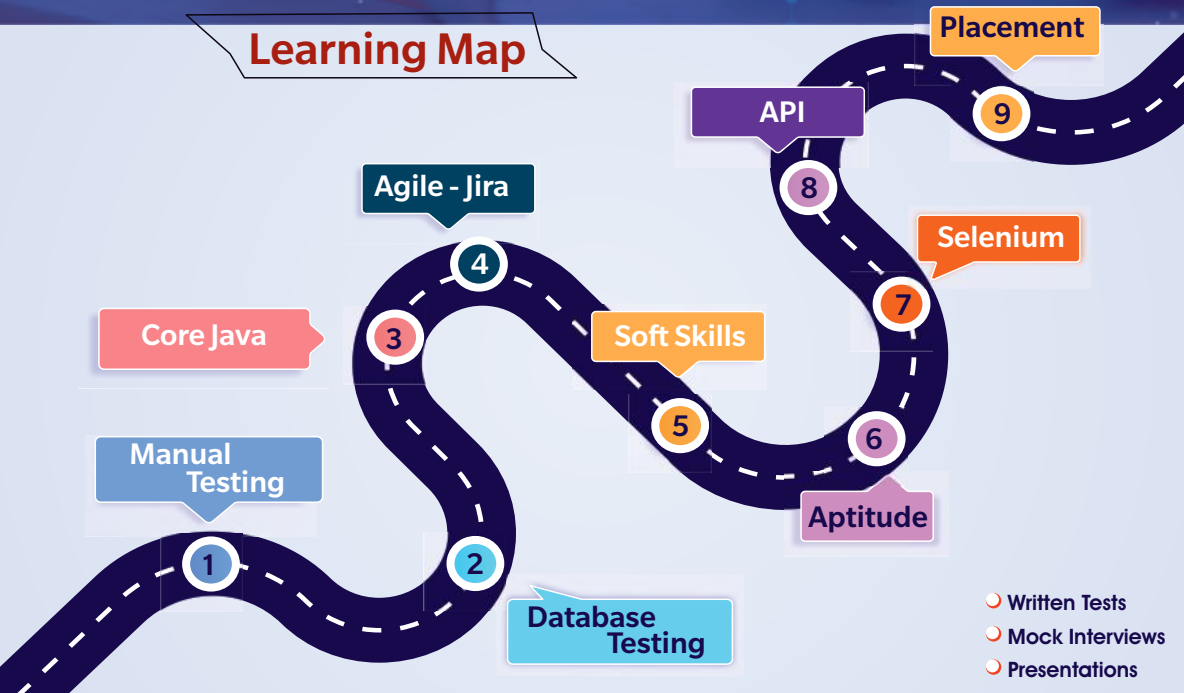


TESTING TOOLS

6Hrs. -Job Oriented Intensive Programme (JOIP)

- Technical Training
- Aptitude
- Softskills
- Practicals

Learning Map



Offered Programs



JOB ORIENTED INTENSIVE PROGRAM (JOIP)

1. Any Graduate
2. By Realtime Experts
3. Weekly Mock Interviews
4. Resume Preparation
5. Up to 3 Live Projects
6. 4 - 6 Hrs Daily Training
7. Offline / Online
8. Training Completion Certificate
9. Backup videos for 4mnths

Price
30K+30K
+ 18% GST



JOB ORIENTED INTERNSHIP PROGRAM (JOIP)

1. Any Graduate
2. Must attend Mock Test
3. By Realtime Experts
4. practical at Company Environment (Hitech City)
5. Live Project work assign by IT Staff (Hitech City)
6. Preferred Offline / Online
7. Internship Completion Certificate
8. 6 - 8 Hrs Daily
9. Backup videos for 12mnths

Price
60K
+ 18% GST

Job Roles

01 Manual Tester

03 API Tester

02 Automation Selenium Tester

04 Database Tester

Recently Placed Students



2.4
LPA

Navya
Vilja Tech



2.4
LPA

N Syam Kumar
CAW Studios



2.4
LPA

N Rama Devi
CraftAny IT Solutions



3.5
LPA

G Roshan Sai
CraftAny IT Solutions



2.4
LPA

D Vennala
CraftAny IT Solutions



2.4
LPA

P Divya
JD Sports Fashion



3.6
LPA

M Gayathri
Crisil



3.2
LPA

Anil Kumar
NCR Corporation



3.2
LPA

M Vijay
Ducare Pvt Ltd



3.2
LPA

Eshwar Karthik
Ducare Pvt Ltd



3.5
LPA

Syed Sohail
Infogain



3.2
LPA

Akhil
NCR Corporation



3.2
LPA

Pranay Samkuri
NCR Corporation



2.4
LPA

Mounika
Suja Association



4
LPA

N Sarath Kumar
Accion Labs



2.4
LPA

T Sai Sankar
Code Tru



2.8
LPA

S Swami Naidu
StarX India Pvt. Ltd



4
LPA

D Chandra Shekar
Accion Labs



3.5
LPA

Satya Shanti Kumar
People Tech Group



3.2
LPA

T Parimala
crisil

Recently Placed Students

S.No	Name	Package	Role	Company
1	Jahnavi	3 LPA	Testing Tools	SportsPlus India
2	Ganesh Rajna	7 LPA	Testing Tools	QuantSystems
3	Maniratnam	5.5 LPA	Testing Tools	inrhythm
4	Sushrutha	3 LPA	Testing Tools	IVY Comptech
5	rushmitha	3 LPA	Testing Tools	Infosys
6	Siva Parvathi	3 LPA	Testing Tools	optum
7	ArunKumar	5.5 LPA	Testing Tools	L&T
8	ShravanKumar	3 LPA	Testing Tools	Ivy comptech
9	Laxman	3 LPA	Testing Tools	Congnizant
10	Ranjith	3 LPA	Testing Tools	Explore
11	Murali	5.8 LPA	Testing Tools	optum
12	Avinash	8 LPA	Testing Tools	optum
13	Vishnu	3 LPA	Testing Tools	optum
14	PurnaChandra	6 LPA	Testing Tools	TCS
15	KiranKumar	3.5 LPA	Testing Tools	Sysgain Information
16	Pavani	3.5 LPA	Testing Tools	TCS
17	Ayyappa	10 LPA	Testing Tools	TCS
18	Rajesh	7 LPA	Testing Tools	Heptagon
19	Shravan	3 LPA	Testing Tools	Genio
20	Hareesh	7 LPA	Testing Tools	connexials
21	Divya	7 LPA	Testing Tools	Moolya
22	Naveen	8.5 LPA	Testing Tools	optum
23	Kavitha	6.5 LPA	Testing Tools	BCC
24	Saatvik	18 LPA	Testing Tools	Optum
25	Saddam	10 LPA	Testing Tools	Optum
26	Simranjeet	6.5 LPA	Testing Tools	SPSOFT
27	Bhanu	12 LPA	Testing Tools	SPSOFT
28	Sushrutha	3 LPA	Testing Tools	Optum
29	Rushmitha	3 LPA	Testing Tools	L&T
30	Parvathi	3 LPA	Testing Tools	ASAY
31	D. Veera Arunkumar	5.5 LPA	Testing Tools	Asset Telematic
32	K. Shravan Kumar	3 LPA	Testing Tools	Accordion Technologies
33	Pedagoni Laxman	3 LPA	Testing Tools	InrhythmSolutions
34	Putta Ranjith	3 LPA	Testing Tools	Epam Systems India
35	K.murali	5.8 LPA	Testing Tools	Vaco
36	G Avinash Mani Dev	8 LPA	Testing Tools	InrhythmSolutions
37	T. Siva Parvathi	3 LPA	Testing Tools	Optum
38	Mathi Vishnu	3 LPA	Testing Tools	ChannelSoft IT pvt ltd
39	R. Purnachandrasekhar	6 LPA	Testing Tools	TCS
40	Ashok Reddy	4.5 LPA	Testing Tools	Helius
41	Adil Saleem	8.0 LPA	Testing Tools	Vaco Enterprise
42	Shiva Kumar	8.3 LPA	Testing Tools	Jewel Pro Tech
43	Harika	9.0 LPA	Testing Tools	MNC
44	Poornima	8.0 LPA	Testing Tools	Infosys
45	Priyanka	6.5 LPA	Testing Tools	Cambridge Technology
46	Vikas	4.8 LPA	Testing Tools	Vaco Enterprise
47	B. Naveen	4.3 LPA	Testing Tools	TCS
48	Raju	5.5 LPA	Testing Tools	MNC
49	Jaya Latha	7.0 LPA	Testing Tools	optum
50	Naga Lakshmi	9.0 LPA	Testing Tools	optum

Soft Skills

- ⇒ Ice Breaker with Introduction
- ⇒ English Skills – Introduction and Overview of Course Content
- ⇒ Grammar – Parts of Speech / Tenses
- ⇒ Vocabulary, Auxiliaries & Modal Verbs
- ⇒ English Quiz
- ⇒ Monologue
- ⇒ Dramatization
- ⇒ Speaking Skills Practice with Pronunciation, Articulation & Intonation
- ⇒ Public Speaking Skills
- ⇒ Presentation Skills
- ⇒ LSRW Skills – Receptive Skills and Productive Skills
- ⇒ Listening Stages, Active / Attentive Listening Skills & How to Improve Listening Skills
- ⇒ Reading Techniques, Passage Reading & How to Improve Reading Skills
- ⇒ Writing Stages, Paragraph Writing & How to Improve Writing Skills
- ⇒ Barriers of Communication and How to Overcome Barriers of Communication
- ⇒ Importance of Communication
- ⇒ Team Building Exercise and Practice
- ⇒ Business Communication Levels, Types and Importance
- ⇒ How to Write Official Letters and Business Memos
- ⇒ Power Dressing and Corporate Grooming
- ⇒ Communication Types, Levels and Styles
- ⇒ 7 Cs of Business Communication
- ⇒ PI – Personal Introduction, GD – Group Discussion & JAM – Just A Minute Talk
- ⇒ SWOT Analysis
- ⇒ How to Draft Emails – Professional Outlook
- ⇒ Telephone Etiquettes – Sound Professional with Phonics (Sounds of Alphabets)
- ⇒ IKIGAI Japanese Concept
- ⇒ Resume Formats – How to Write Summary and Career Objective
- ⇒ Interview Preparation – Question and Answers
- ⇒ RECAP of Soft Skills Training



Aptitude & Reasoning

Quantitative

- ⇒ Basic Maths
- ⇒ Algebra
- ⇒ Percentages
- ⇒ Profit And Loss
- ⇒ Discounts
- ⇒ Averages
- ⇒ Time and Work
- ⇒ Chain Rule
- ⇒ Pipes and Cisterns
- ⇒ Ratios
- ⇒ Proportions
- ⇒ Partnerships
- ⇒ Time and Distance
- ⇒ Trains
- ⇒ Boats and Streams
- ⇒ Simple Interest
- ⇒ Compound Interest



Reasoning

- ⇒ Directions
- ⇒ Letter Series
- ⇒ Number Series
- ⇒ Coding - Decoding
- ⇒ Blood Relations
- ⇒ Statement and Assumption
- ⇒ Analogy
- ⇒ Odd Man Out Series
- ⇒ Venn Diagrams
- ⇒ Mirror Images
- ⇒ Water Images
- ⇒ Arranging in Order
- ⇒ Paper Folding / Cutting
- ⇒ Grouping
- ⇒ Counting the figures
- ⇒ Clocks
- ⇒ Calenders
- ⇒ Seating Arrangements



Data Interpretation

- ⇒ Bar Charts
- ⇒ Line Charts
- ⇒ Pie Charts
- ⇒ Table Charts

1. Testing Basics

- ⇒ Introduction to Software Testing Industry
- ⇒ What is Quality
- ⇒ Why we need to deliver Quality Software?
- ⇒ What are the benefits of delivering high quality software to end users?
- ⇒ How to deliver Quality Software?
- ⇒ What is the importance of Quality Assurance team in delivering Quality Software
- ⇒ What is the importance of Quality Control team in delivering Quality Software
- ⇒ What is the importance of Software Testing team?
- ⇒ Why we need to do Software Testing?
- ⇒ What are the differences between QA and QC?
- ⇒ When to start Testing?
- ⇒ What are the testing techniques?
 1. Static Testing
 2. Dynamic Testing
- ⇒ Explain importance of Static Testing with examples?
- ⇒ Explain importance of Dynamic Testing with examples?
- ⇒ Explain differences between Static Testing and Dynamic Testing?
- ⇒ Explain differences between
 1. Proactive Approach Vs Reactive Approach
 2. Verification Vs Validation
 3. Prevention Vs Detection
- ⇒ What are the Testing Methodologies?
 1. White box Testing
 2. Black box Testing
 3. Grey box Testing
- ⇒ Explain differences between Black box Testing and White box Testing?
- ⇒ Explain below Terminologies
 1. Mistake
 2. Error
 3. Bug
 4. Defect
 5. Failure
- ⇒ What are the Categories of Defects?
- ⇒ How does Testing affect Risk?
- ⇒ Should Testing be done only after the build and execution phases are complete?
- ⇒ What kind of input do we need from the end user to begin proper testing?
- ⇒ A defect which could have been removed during the initial stage is removed in a later stage.



How does this affect cost?

- ⇒ Explain Testing Principles?
- ⇒ Explain differences between Product Testing and Project Testing?
- ⇒ Skills required to get job in Software Testing

2. Agile Methodology

Agile Methodology Concepts

2.1 Need of Agile Methodology

- ⇒ What is Agile?
- ⇒ Why Agile is so popular?
- ⇒ When to go for Agile?
- ⇒ For what kind of projects Agile is suitable?
- ⇒ For what kind of projects Agile is not suitable?

2.2 Agile Methodology Principles

- ⇒ Agile Manifesto
- 2.3 Comparison of traditional models with Agile
- ⇒ Compare Agile with waterfall model
- ⇒ Compare Agile with V Model

2.4 Benefits of Agile Methodology

2.5 Drawbacks of Agile Methodology

2.6 Agile Methodology Frameworks

2.7 Introduction to Scrum Framework

- ⇒ What is Scrum?
- ⇒ For what kind of projects scrum is suitable?
- ⇒ For what kind of projects scrum is not suitable?
- ⇒ Discussion on Sprint Planning
- ⇒ Discussion on Story Cards

2.8 Components of Scrum Framework

- ⇒ Scrum Roles
- ⇒ Scrum Artifacts
- ⇒ Scrum Events
- 2.9 Scrum Roles and Responsibilities
- ⇒ Product Owner
- ⇒ Scrum Master
- ⇒ Scrum Development Team

2.10 Scrum Artifacts

- ⇒ Product Backlog
- ⇒ Sprint Backlog
- ⇒ Burndown Chart

2.11 Scrum Events

- ⇒ Sprint Planning Meeting
- ⇒ Daily Scrum Meeting
- ⇒ Sprint Review Meeting



- ⇒ Sprint Retrospective Meeting
 - 2.12** Tools usage in Agile
- ⇒ JIRA-Agile
 - 2.13** Template helpful for Agile Testing
- ⇒ Product Backlog Template

2.2 Certification info for Agile (IAB)

3. Testing Classification

3.1 BLACK BOX TESTING CATEGORIES

- ⇒ Functional Testing
- ⇒ Non Functional Testing
 1. Performance Testing
 2. Security Testing
 3. Usability Testing
 4. Compatibility Testing

3.2 TESTING METHODS

- ⇒ Smoke Testing
- ⇒ Sanity Testing
- ⇒ Retesting
- ⇒ Regression Testing
- ⇒ Exploratory Testing
- ⇒ Adhoc Testing
- ⇒ Manual Testing
- ⇒ Automation Testing

3.3 LEVELS OF TESTING

- ⇒ Unit Testing
- ⇒ Integration Testing
- ⇒ System Testing
- ⇒ Acceptance Testing

4. STLC

- ⇒ Test Strategy
- ⇒ RTM
- ⇒ Story Analysis(Requirement Analysis)
- ⇒ Test Case Design
- ⇒ Test Case Review
- ⇒ Test Execution
- ⇒ Test Case, Test Script, Test Log
- ⇒ Sample Test Cases for GUI and Business Rules
- ⇒ Sample System Scenario's for System Level
- ⇒ Test Case Design Techniques



5. Test Management Tools

- ⇒ JIRA

6. SDLC

- ⇒ Introduction to Software Development Cycle
- ⇒ Plan ⇒ Analyze
- ⇒ Design ⇒ Development
- ⇒ Testing ⇒ Implementation
- ⇒ Different SDLC approaches
- a. Sequential Approach
- b. Incremental Approach
- c. Iterative Approach
- d. Spiral Approach
- ⇒ Waterfall Model
- a. Waterfall Model
- b. Advantages and Drawbacks of Waterfall Model
- ⇒ V Model
- a. Verification and Validation Model
- b. Compare V Model and Waterfall Model
- c. Advantages and Drawbacks of V Model
- d. When to start Testing

7. Advanced Testing

- ⇒ Entry and Exit criteria
- ⇒ Testing Metrics
- ⇒ Defect Reports
- ⇒ Test Reports
- ⇒ Release Notes and Sign Off Report
- ⇒ Auditing
- ⇒ Estimations
- ⇒ Insurance Domain

8. Database Testing

- ⇒ Introduction to Database Testing
- ⇒ Layers of Application
- 1. Why testing at data layers is important
- 2. Primary functions of a database layer
- ⇒ Why to test and what to test in a database
- ⇒ Differences between UI and Database Testing
- ⇒ Skills needed to perform Database Testing
- ⇒ How to test a database
- ⇒ SQL Concepts
- ⇒ Types of SQL statements
- a. DDL b. DML
- c. DRL d. DCL e. TCL



- ⇒ DDL – Data Definition Language
- ⇒ DML – Data Manipulation Language
- ⇒ DRL – Data Retrieval Language
- ⇒ DCL – Data Control Language
- ⇒ TCL – Transaction Control Language
- ⇒ Data Types

DDL

- ⇒ Create
- ⇒ Alter
- ⇒ Drop
- ⇒ Truncate

DML

- ⇒ Insert
- ⇒ Update
- ⇒ Delete

DRL

- ⇒ Select

DCL

- ⇒ Grant
- ⇒ Revoke
- ⇒ Deny

TCC

- ⇒ Commit
- ⇒ Roll Back
- ⇒ Save Point

Operators

- ⇒ Arithmetic operators : +, -, <, 1, %
- ⇒ Logical Operators: AND, OR, NOT, ALL, ANY, BETWEEN, EXISTS, IN, LIKE
- ⇒ Comparison Operators : =, >, <, >=, <=, <>, =
- ⇒ Set Operators: UNION, UNION ALL, INTERSECT, EXCEPT

Functions

- ⇒ String Functions
- ⇒ Data Functions
- ⇒ Aggregate Functions
- ⇒ Window Functions



Clauses

- ⇒ Group By
- ⇒ Order By

Conditions

- ⇒ Where
- ⇒ Having

Keywords

- ⇒ Distinct
- ⇒ Top

Aliases

- ⇒ Column Alias
- ⇒ Table Alias

Backup Tables

- ⇒ Select Into
- ⇒ Insert Into

JOINS

- ⇒ Inner
- ⇒ Outer
- ⇒ Left Outer
- ⇒ Right Outer
- ⇒ Full Outer
- ⇒ Cross
- ⇒ Self



Course Objectives

⇒ This course is designed to train intermediate and professional testers to gain in-depth Selenium WebDriver knowledge.

After Completing this course, you will be able to:

- ⇒ You will be in a position to pick any website over internet and can automate it
- ⇒ Implement page object design pattern, data-driven testing and cucumber framework
- ⇒ Learn to use Selenium Grid with TestNG for parallel execution
- ⇒ Understand Selenium WebDriver architecture
- ⇒ Set up WebDriver project in Eclipse and write test cases using TestNG
- ⇒ Understand how to use Maven and Jenkins
- ⇒ Execute a project from scratch by building an automation framework and automating a few test scenarios

INTRODUCTION TO JAVA

- ⇒ What is Java
- ⇒ Features of Java
- ⇒ What is JDK, JVM and JRE.

Configuring Eclipse IDE for Java & Selenium

- ⇒ Download and Install IDE and JDK.
- ⇒ Detail intro about Project ,Package and Class.
- ⇒ How to run program in Java and what is main method and why do we need to right that.

Introduction to Data Types and Variables

- ⇒ Data Types in Java
- ⇒ Primitive Data types
- ⇒ Types of Variables

Operators

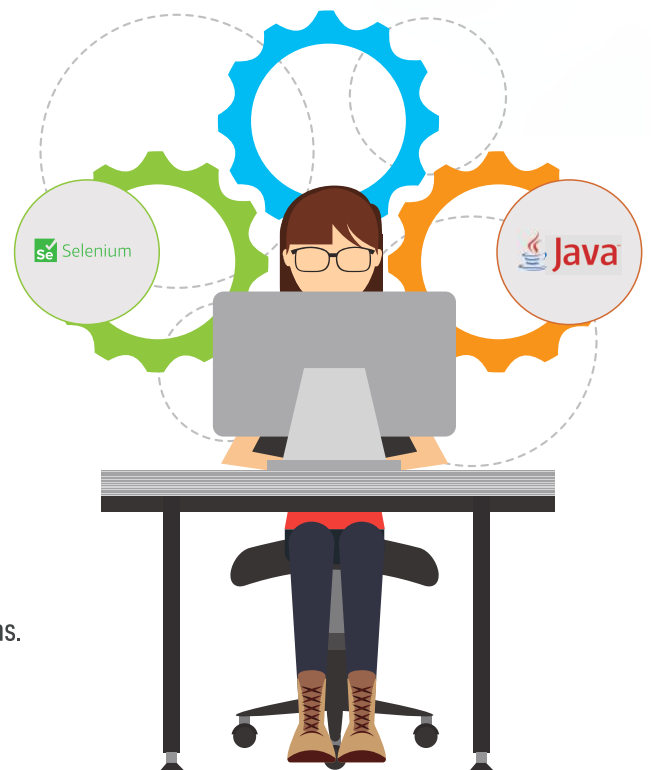
- ⇒ Unary Operator
- ⇒ Arithmetic Operations
- ⇒ Shift Operator
- ⇒ Relational Operator
- ⇒ Bitwise Operator
- ⇒ Logical Operator
- ⇒ Assignment Operator
- ⇒ Java Key Words

Methods and Constructors

- ⇒ Given question and make them practice String Function related Java Programs.

Conditional Statements

- ⇒ If condition
- ⇒ If else condition



Conditional Statements

- ⇒ If else if condition (nested if)
- ⇒ Switch case statement
- ⇒ Examples for all the above conditions

Loop Statements

- ⇒ For loop
- ⇒ For each loop
- ⇒ Examples for all the above loops
- ⇒ While loop
- ⇒ Do while loop
- ⇒ Examples for all the above loops

Array

- ⇒ How to declare array
- ⇒ How to store values in array
- ⇒ Reading values in array

String Functions

- ⇒ Given question and make them practice String Function related Java Programs

Access Modifiers

- ⇒ Different Types of access Modifiers with real time examples.

Object Class & Inheritance

- ⇒ What is Object
- ⇒ What is class
- ⇒ What is Inheritance.
- ⇒ Advantages of it.
- ⇒ Types of inheritance

Polymorphism

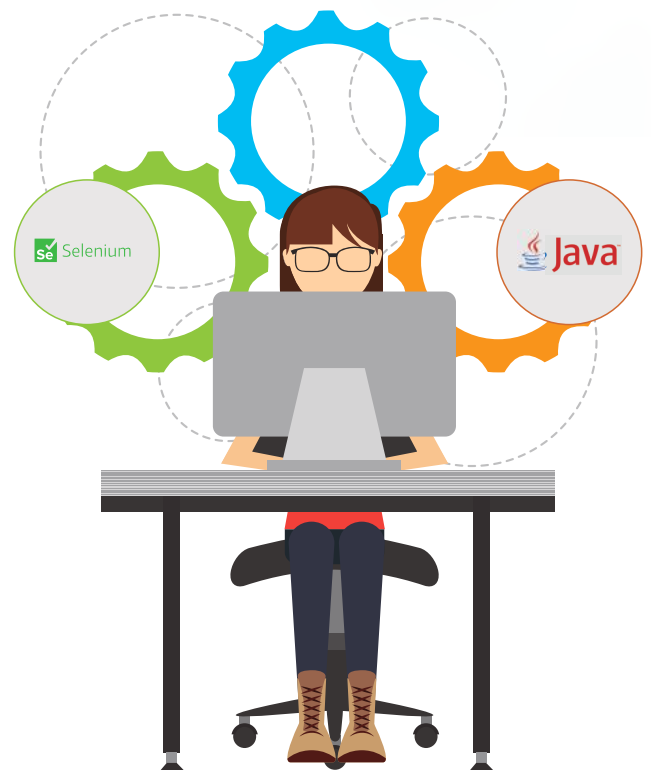
- ⇒ What is polymorphism
- ⇒ Method overloading
- ⇒ Method Overriding.
- ⇒ Difference between Overriding and Overloading

Abstraction

- ⇒ Why to do abstraction
- ⇒ Advantage or Abstraction

Interface & Encapsulation

- ⇒ What is Interface
- ⇒ Difference between class and interface
- ⇒ When to use Interfaces
- ⇒ Multi level inheritance.
- ⇒ What is encapsulation.
- ⇒ How to achieve data hiding data



Participants

- ⇒ Manual Testers/freshers
- ⇒ Testers with no java programming experience looking to gain WebDriver experience

1. Automation Basics

- ⇒ Fundamentals of Test Automation
- ⇒ What are the advantages of automation testing?

2. Introduction to Selenium

- ⇒ What Selenium is and how it is used in real time
- ⇒ Features of Selenium

3. Selenium IDE

- ⇒ Installing IDE
- ⇒ Building test scripts
- ⇒ Running test scripts
- ⇒ Locating elements on the web page
- ⇒ Limitations of Selenium IDE

4. WebDriver Basics - I

- ⇒ Selenium WebDriver Overview
- ⇒ Configuring WebDriver in Eclipse
- ⇒ WebDriver Architecture
- ⇒ WebDriver Drivers
- ⇒ Locating Elements in WebDriver
- ⇒ Handling Web Elements
- ⇒ Running test in multiple browsers
- ⇒ Synchronization
- ⇒ Handling AJAX controls
- ⇒ Handling JavaScript alerts, prompts and confirmations

5. WebDriver Basics - II

- ⇒ Handling multiple frames
- ⇒ Handling multiple windows
- ⇒ Capturing screenshots
- ⇒ Browser navigation
- ⇒ Handling keyboard and mouse events
- ⇒ Handling auto suggestions
- ⇒ Handling Web Tables
- ⇒ Finding Broken Links
- ⇒ File upload and Download using Autolt



6. TestNG

- ⇒ How to install TestNG plug-in in Eclipse
- ⇒ Various Annotations
- ⇒ Assertions
- ⇒ Writing Selenium test script from scratch
- ⇒ Reports using TestNG

7. Project Details

Application Overview

- ⇒ Banking project overview
- ⇒ Project Description
- ⇒ Tools used in the Project
(Jenkins, Maven, GitHub, Docker and AutoIT)
- ⇒ Roles and Responsibilities

Automation Process

- ⇒ Automation life cycle
- ⇒ Identify test cases what to be automated
- ⇒ Authoring the scripts
- ⇒ Executing the scripts
- oAnalyse the reports

8. WebDriver – Framework

- ⇒ Introduction to various Frameworks
- ⇒ Data-Driven tests using POI
- ⇒ Reading, writing data into Excel
- ⇒ Database Connection (JDBC)
- ⇒ Reading, Writing data into MySQL
- ⇒ Page Object Model Framework (POM)
- ⇒ Writing scripts Using POM

9. TestNG

- ⇒ Configuring Test Suits
- ⇒ Passing parameters to Tests
- ⇒ Parallel Test Execution Capability
- ⇒ Re-run failed test scripts
- ⇒ Attributes of @Test
- ⇒ Running TestNG suites from command prompt



10. Build Automation Tool (Maven)

- ⇒ Creating Maven Project
- ⇒ Understanding of POM .XML
- ⇒ Maven integration with TestNG
- ⇒ Executing Scripts using Maven build tool

11. Cucumber Framework

- ⇒ Overview of BDD, TDD
- ⇒ Cucumber Project Setup
- ⇒ Gherkin keywords
- ⇒ Working with simple scenario
- ⇒ Cucumber options
- ⇒ Generating cucumber reports
 - a) Working with Data table
 - b) Page Object Model in cucumber
 - c) Background and Hooks examples in cucumber

12. Continuous integration tool (Jenkins)

- ⇒ Configuring Jenkins
- ⇒ Executing the windows commands in Jenkins free
- ⇒ Creating Maven Job
- ⇒ Manage Plug-Ins
- ⇒ Scheduling the jobs

13. GitHub

- ⇒ What is version control system
- ⇒ What is GitHub
- ⇒ Git Commands
- ⇒ Pushing our project into GitHub
- ⇒ Git Vs GitHub

14. Selenium GRID

- ⇒ What is Selenium GRID
- ⇒ Setting up Grid-Hub and Nodes
- ⇒ Running test scripts on Selenium Grid




API MANUAL

API Testing Essentials

What is Front end and Back end and difference between FE & BE?

- ⇒ Web Services Testing Introduction
- ⇒ What is a Web Service?
- ⇒ Why do we need web services?
- ⇒ How are web services working?
- ⇒ Types of web services
 - A)SOAP B)REST
- ⇒ Difference between SOAP and REST More
- ⇒ Examples on Web Services
- ⇒ What is an API?
- ⇒ What is a REST API?
- ⇒ Why REST is Architecture
- ⇒ URL vs URI vs API
- ⇒ HTTP Introduction
- ⇒ HTTP Methods : POST , PUT , GET, DELETE, PATCH
- ⇒ POSTMAN tool Introduction
- ⇒ Practice different APIs in POSTMAN Tool
- ⇒ Create/collect APIs for Practice purpose
- ⇒ Collections in POSTMAN
- ⇒ Save Collections in POSTMAN
- ⇒ Collection Folder Structure
- ⇒ Collection Variables vs Global Variables
- ⇒ Share Collections
- ⇒ Run Collections
- ⇒ Import /Export Collections
- ⇒ Explore Headers
- ⇒ Headers Types
 - A)Fixed Headers
 - B)Dynamic Headers
- ⇒ Parameters
- ⇒ Different Types of Parameters
 - a)Path Parameter b)Query Parameter
 - c)Header parameter d)Body Parameter
- ⇒ Different Authorizations in POSTMAN
- ⇒ HTTP Status Codes
 - 1 - Informational 2 - Success
 - 3 - Bi-direction 4 - Client Side Error
 - 5 - Server side Error
- ⇒ Explore SNIPPETS- (Pre-request Script &TESTs Tab) in POSTMAN
- ⇒ Introduction to JSON Path
- ⇒ Understanding to JSON path in various Tools
- ⇒ Practice different SNIPPETS
- ⇒ Data Driven Testing in POSTMAN
- ⇒ Data Driven using JSON
- ⇒ Data Driven using CSV
- ⇒ Environment Setup in POSTMAN tool
- ⇒ APIs chaining / Property Transfer in POSTMAN
- ⇒ Run Console Reports
- ⇒ Run HTML Reports
- ⇒ Interview Questions & Answers discussion
- ⇒ API Testing Project Explanation
- ⇒ API Testing Resume Preparation



What is JIRA Software?

- ⇒ How does Jira Software help?
- ⇒ What's your role?

JIRA Terminology

- ⇒ What's an issue?
- ⇒ What's a Jira Software project?
- ⇒ Types of projects in JIRA?
- ⇒ What's a Jira Software board?

Start navigating in Jira Software

- ⇒ main navigation bar
- ⇒ project sidebar
- ⇒ Backlog
- ⇒ Timeline
- ⇒ Agile boards
- ⇒ Status
- ⇒ workflows
- ⇒ Custom filter
- ⇒ Issues in JIRA

What is JIRA Issue?

- ⇒ Issue Detailed view
- ⇒ Types of issues
 1. EPIC
 2. Story
 3. Bug
 4. Task
 5. Subtask

What is JIRA Issue?

- ⇒ Issue Detailed view
- ⇒ Types of issues
 1. EPIC
 2. Story
 3. Bug
 4. Task
 5. Subtask

hierarchy of issues

Examples for issue types

Create new issue in JIRA

- ⇒ Create new issues in Jira Software
- ⇒ Find newly created issues
- ⇒ Clone existing issues
- ⇒ Assign an issue



Updating issues in Jira Software

- ⇒ Edit an issue's details
- ⇒ Link issues to other issues and additional content
- ⇒ Move an issue
- ⇒ Delete an issue

Collaborating on issues in Jira Software

- ⇒ Add comments to issues and mention team members
- ⇒ Share issues with team members
- ⇒ Watch issues to stay up to date

Building your daily Jira Software habit

- ⇒ Keep Jira Software open, always
- ⇒ Start your workday with Jira Software

Issue best practices for beginners

- ⇒ Find issues using the search bar
- ⇒ Search for issues you can't find by using search bar
- ⇒ Search for issues you can't find by using basic search

Issue best practices for beginners

- ⇒ Find issues using the search bar
- ⇒ Search for issues you can't find by using search bar
- ⇒ Search for issues you can't find by using basic search
 2. Star important boards, projects, and filters
 3. vote on issues
 4. Time tracking

Creating basic dashboards in Jira Software

Issue best practices for beginners

- ⇒ Assigned to me
- ⇒ Issue statistics
- ⇒ Two-dimensional filter statistics

Setting up a new dashboard

1. Create a new dashboard
2. Add your gadgets
3. Organize your gadgets and test your dashboard



 **RamanaSoft Offices**
Ameerpet | Madhapur



Our Students Are Placed In